

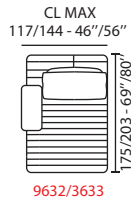
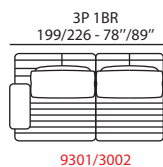
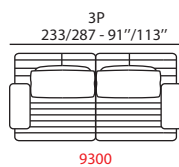
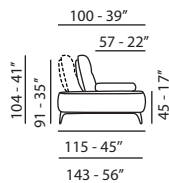


INFORMAZIONI TECNICHE

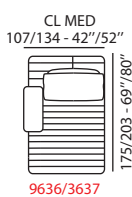
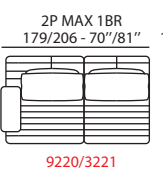
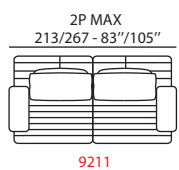
- Spalliere e braccioli con meccanismo traslante.
- Densità cuscini di seduta 30 kg/mc.
- Base in metallo 15 cm - 6".
- Variante piede tutto legno.
- Cuscini di seduta non amovibile.
- Non sfoderabile.

TECHNICAL INFORMATION

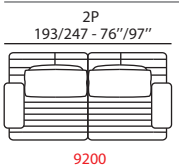
- Backrests and armrests with translating mechanism.
- Seat cushions density 30 kg/mc.
- Metal base 15 cm - 6".
- All wood foot variant.
- Seat cushions not removable.
- Not removable.



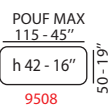
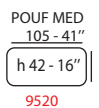
L



M

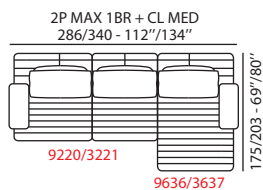


S



ALTRE VERSIONI

OTHER VERSIONS



9636/3637

COMPOSIZIONI

COMPOSITIONS